

In 2020, there were 179 businesses operating in the Manufacturing, mining and quarrying and other industries sector, which generated revenue of €695.1 million. The major economic sector (MES) numbered 122 employers and 2,558 employees. It accounted for just 3.1% of the Principality's gross domestic product (GDP) in 2019, the second lowest contributor of all sectors.

### One in two companies is a *Joint-stock company (SAM)*

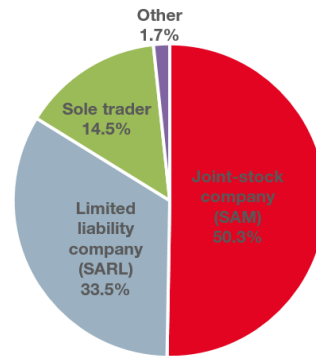
There were 179 industrial companies operating in 2020, out of a total of 10,293 companies in the Principality (1.7%). During the course of the year, seven were closed and six new companies were started. The number of businesses in the sector has been relatively stable since 2010, varying between 173 and 183.

Most companies in the sector are registered as a *Joint-stock company (SAM)*, with one in two businesses opting for this legal form, compared with 13.8% for the Principality as a whole. A third of companies in the sector are registered as a Limited liability company (SARL), compared with 29.5% of all companies.

At 21.7 years, the mean age of companies in this MES is the highest in the Principality (where companies are an average of 12.3 years old).

The majority of businesses are located in Fontvieille (43.0%), Monaco's historical industrial district.

### 1. Breakdown of industrial companies by legal form in 2020



Sources: Business Development Agency, Monaco Statistics

### The number of active employees<sup>1</sup> is falling, while the number of employers is rising

In December 2020, there were 2,558 people working in the Manufacturing, mining and quarrying and other industries sector, down 2.5% compared with 2019, a loss of 65 active employees. This figure also fell for the Principality as a whole (by 3.9%). Conversely, the number of employers in the MES increased by four (3.4%) compared with a slight fall in this indicator overall (-0.9%). In addition, 37% of employers in this sector employ more than 10 employees, compared with 12% of employers overall.

Compared with 2019, the highest numbers of employees were lost in the following segments: Manufacture of rubber and plastic products (-67 active employees, or -14.0%); Manufacture of food products (-28 active employees, or -16.4%); and Manufacture of chemicals and chemical products (-25 active employees, or -5.8%). On the other hand, the Waste collection, treatment and disposal activities; materials recovery segment and the Manufacture of wearing apparel segment added 10 employees.

With 909 female employees making up 35.5% of the workforce, this is a predominately male sector (39.3% of the total workforce is female). The Manufacture of wearing apparel segment employs the most women (218), followed by the Manufacture of chemicals and chemical products segment (193).

Employees in this sector are also older than the average of 42.5 years, at 44.2 years.

French nationals make up 73.0% of active employees in the sector, compared with 62.4% of all employees in the Principality. Italian nationals account for the next largest share (17.9%) and are again more heavily represented in this MES than in the workforce as a whole (15.5%).

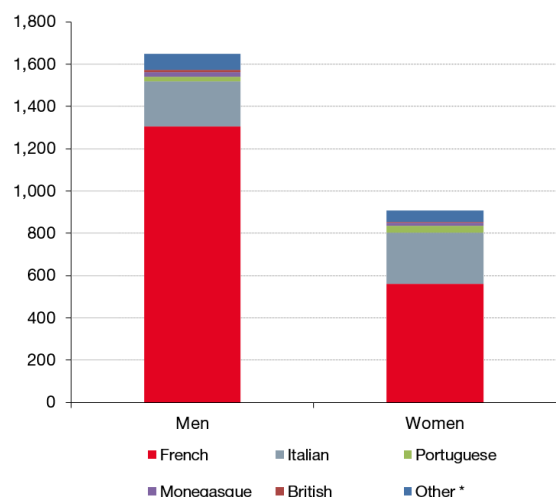
The majority of employees working in the Manufacturing, mining and quarrying and other industries sector live in the Alpes-Maritimes (78.7%), the same percentage as for all sectors taken together. However, just 6.8% of employees in this MES live in Monaco, compared with 11.8% of all employees.

### 2. Breakdown of employees and employers in the Industry by NAF category in 2020

	Employers		Employees	
	Nb	Variation 2019/2020	Nb	Variation 2019/2020
Manufacture of rubber and plastic products	11	-8.3%	410	-14.0%
Manufacture of chemicals and chemical products	5	0.0%	405	-5.8%
Waste collection, treatment and disposal activities; materials recovery	2	100.0%	271	4.1%
Manufacture of wearing apparel	7	0.0%	263	3.8%
Manufacture of food products	13	-7.1%	142	-16.4%
Other NAF groups	84	6.3%	1,066	3.3%
<b>Total Manufacturing, mining and quarrying, and others industries</b>	<b>122</b>	<b>3.4%</b>	<b>2,558</b>	<b>-2.5%</b>
<b>Total in Principality</b>	<b>6,126</b>	<b>-0.9%</b>	<b>51,008</b>	<b>-3.9%</b>

Sources: Social Services Compensation Fund, Monaco Statistics

### 3. Breakdown of active employees in the Industry by nationality and gender in 2020

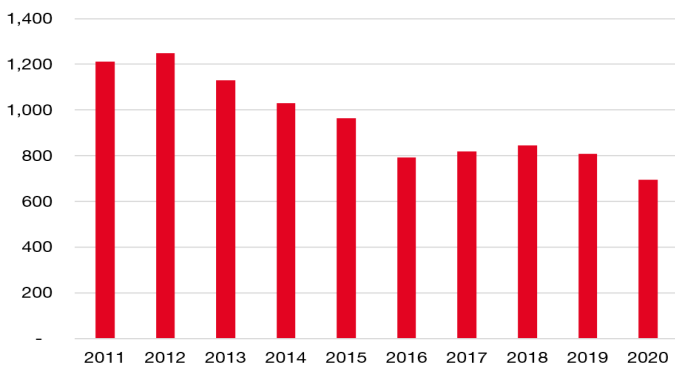


Sources: Social Services Compensation Fund, Monaco Statistics

<sup>1</sup>Have worked at least one hour during the month

## Revenue in the sector is falling

### 4. Ten-year trend in revenue from Industry



Unit: million euros  
Sources: Department of Tax Services, Monaco Statistics

### 5. Revenue from Industry by NAF category

	2019	2020	Variation	Weight
Manufacture of rubber and plastic products	250.7	196.6	-21.6%	28.3%
Manufacture of chemicals and chemical products	134.0	107.2	-20.0%	15.4%
Electricity, gas, steam and air conditioning supply	73.5	74.5	+1.3%	10.7%
Manufacture of wearing apparel	51.3	50.4	-1.8%	7.3%
Manufacture of basic pharmaceutical products and pharmaceutical preparations	44.2	43.8	-0.9%	6.3%
Other NAF groups	254.1	222.5	-12.4%	32.0%
<b>Total Manufacturing, mining and quarrying, and others industries</b>	<b>807.9</b>	<b>695.1</b>	<b>-14.0%</b>	<b>100%</b>
Overall turnover of the Principality excluding Financial and insurance activities	14,993.4	13,966.4	-6.9%	

Unit: million euros

Sources: Department of Tax Services, Monaco Statistics

In 2020, revenue from Manufacturing, mining and quarrying, and other industries was close to €700 million, the lowest revenue recorded by the MES in the last decade. Revenue fell by 14.0% compared with the previous year, a loss of more than €112 million in one year. Of the 12 MES, Manufacturing, mining and quarrying, and other industries experienced the fourth largest fall in revenue behind Transportation and storage (-22%), Other service activities (-40.9%) and Accommodation and food service activities (-47.9%).

In 2011, revenue generated by the sector reached more than a billion euros, with a peak of €1.2 billion in 2012 before embarking on a downward trend. It has had a negative annual growth rate averaging -6.0% since 2011.

In 2020, revenue fell in almost all NAF categories of this MES. The biggest declines were experienced in the Manufacture of rubber and plastic products segment (-€54 million, or -21.6%) and the Manufacture of chemicals and chemical products segment (-€27 million, or -20.0%). Conversely, the Electricity, gas, steam and air conditioning supply saw a slight increase in revenue (+1.3%).

## A sector which received less COVID support than others

### 6. Applications approved for Exceptional Minimum Income, Business Support and CARE by MES in 2020

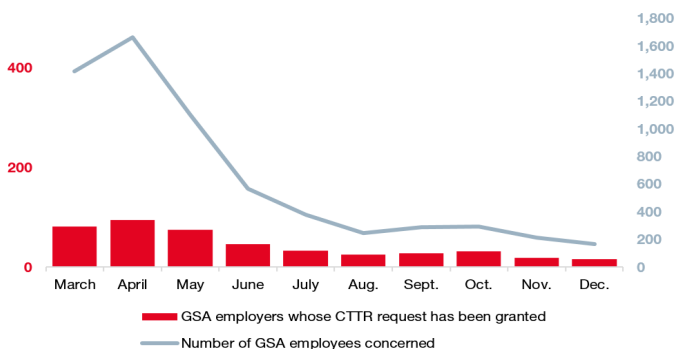
	RME	AS	CARE
Scientific and technical activities, administrative and support service activities	205	404	46
Public administration, education, human health and social work activities	170	166	7
Other service activities	130	193	16
Transportation and storage	93	124	14
Retail trade	87	186	48
Wholesale trade	83	239	16
Accommodation and food service activities	42	105	63
Information and communication	30	61	8
Construction	28	98	1
<b>Manufacturing, mining and quarrying, and others industries</b>	<b>9</b>	<b>38</b>	<b>6</b>
Real Estate activities	8	33	0
Financial and insurance activities	1	4	1
<b>Total</b>	<b>886</b>	<b>1651</b>	<b>226</b>

Sources: Welcome Office, Monaco Statistics

The structure of companies in this sector restricted access to the various COVID support schemes put in place by the Government in 2020, which had strict eligibility criteria.

Just nine industrial companies (of the 26 self-employed workers in this sector) received the Exceptional Minimum Income. Business Support was granted to 38 companies in the MES. Finally, the Economic Recovery Support Commission (CARE) provided support to six industrial companies.

### 7. Breakdown of strengthened provisions for total or partial temporary layoff (CTTR) applications granted to the Industry between March and December 2020



Sources: Social Services Compensation Fund, Monaco Statistics

#### Définition

The Manufacturing, mining and quarrying, and other industries sector covers all activities which focus on the mass production of goods by transforming raw materials or materials which have already undergone one or more stages of processing, and making use of energy sources. The sector also includes electricity, gas and water supply, sanitation and the craft industry.

